



Labour Market Bulletin

Volume 2, Issue II

Summer 2009

The Labour Market Bulletin is an initiative undertaken by Grand River Employment and Training to provide information which can assist in career decision making and enterprise planning. You can expect to see quarterly reports of what is happening locally, regionally and nationally within the labour market.

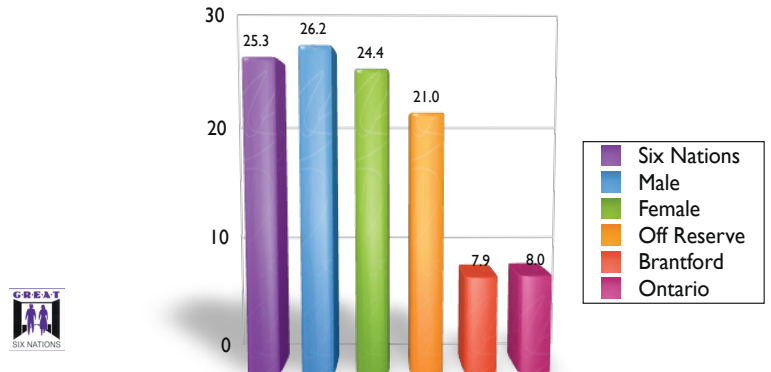
Research, Layout and Design by: Paul McNaughton unless otherwise noted.

Your comments and questions are appreciated. Please contact Paul McNaughton, Labour Market Analyst at 519.445.2222 (toll free 1.888.218.8230) or email: paul@greatsn.com, and of course you can always stop by in-person during normal business hours at 16 Sunrise Court, Ohsweken, Ontario N0A1M0.

Six Nations First Labour Force Survey *and What It Means:*

Grand River Employment and Training Board of Directors announced the release of the Six Nations Haudenosaunee Labour Force Survey (SNHLFS) Report. Surveys were administered during the month of January and February, 2009 respectively, on and off the territory. It is with great appreciation to Individuals who

Six Nations' Unemployment Rates January, 2009 (Unadjusted)

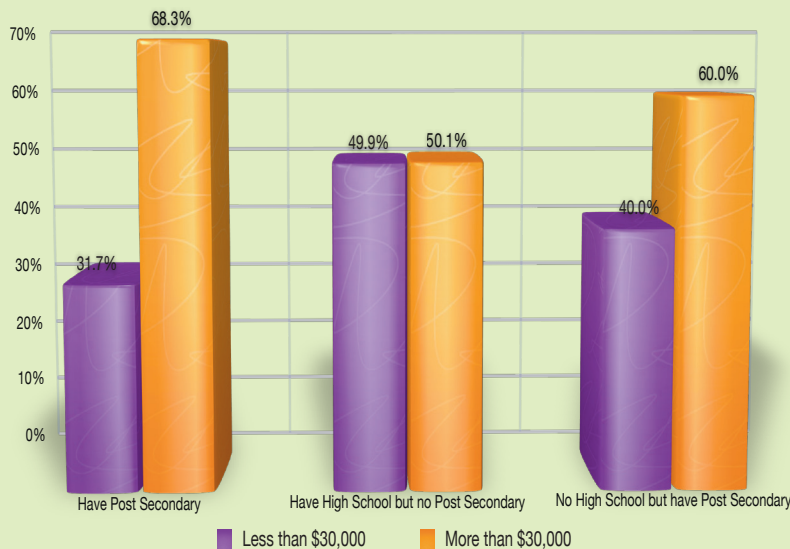


Source: SNHLFS January, 2009; Brantford & Ontario source Statistics Canada LFS January 2009

completed the survey and congratulated for stepping up and sharing their information for the benefit of the community. For the first time ever, Six Nations of the Grand River Territory has a comprehensive report describing its labour force.

A total of 1,735 responses or 38% of all households responded to the surveyors who traveled house to house during the month of January, 2009 to collect the information. Access to complete the survey was also available on-line. Some of the highlights of the report showed an on reserve unemployment rate of 25.3% compared to Brantford at 7.9% and Ontario at 8% during the same month of January, 2009. It should also be mentioned that the unemployment rate during the Great Depression was 27% for the country in 1933. The employment rate for those living on reserve was 45% compared to Canada and Ontario at 62.3% for the same month.

Six Nations Income and Education Attainment



Source: SNHLFS January, 2009

Education Attainment *and* Income Levels

The Six Nations/Haudenosaunee Labour Force Survey of January 2009 clearly shows the higher the education, the better the chance of receiving a higher income level.

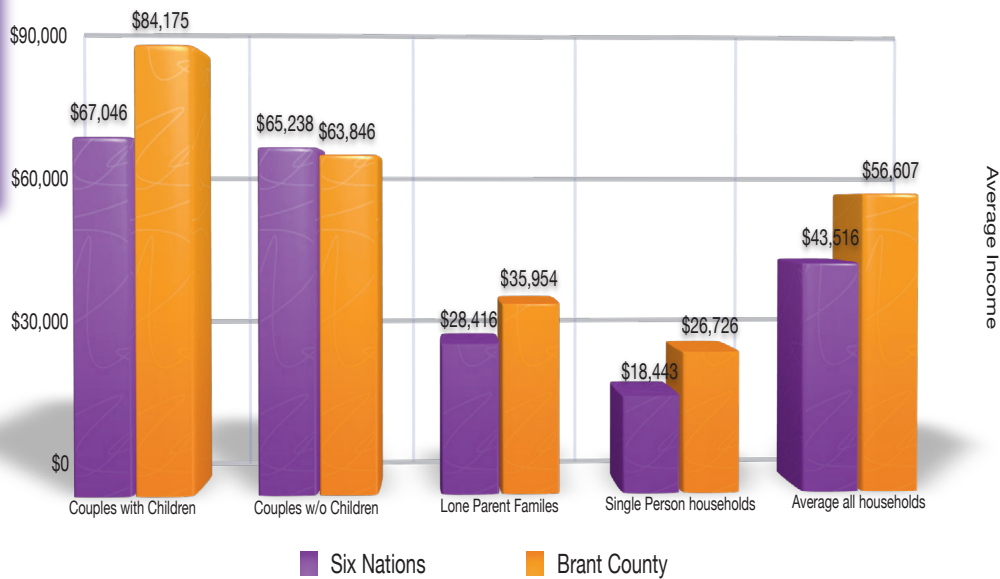
The graph to the left shows whether it's **Post-secondary** with High School or **Post-secondary** without High School, there is a significant larger portion of that population (68.3% and 60%) which earns more than \$30,000.00 per year. It is almost equal for those that have High School but no Post-secondary.

NOTE: Low income level is considered, by most government agencies, to be earning less than \$30,000 per year for a family with two children

Six Nations Income Comparison


This chart shows a graphical representation of the average household incomes of Six Nations as compared to those in Brant County. Six Nations' average income is significantly lower than Brant County's

Six Nations/Brant County Income Comparison



Data Source: SNHLFS January 2009; Brant County data, Statistics Canada LFS January 2009

Labour Force Characteristics from Six Nations/Haudenosaunee Labour Force Survey - January 2009

	Canada January 2009 (s.a) [*]	Ontario January 2009 (s.a) [*]	Six Nations (On reserve) January 2009
	in thousands 000's (except rates)	in thousands 000's (except rates)	Not Seasonally Adjusted
15 Years and over, both sexes			
Population	27,128	10,592	9,050
Labour Force	18,292	7,164	5,452
Employment	16,982	6,594	4,071
Employment full-time	13,808	5,373	2,715
Employment part-time	3,174	NA	1,356
Unemployment	1,310.1	570.1	1,381
Participation rate	67.4%	67.6%	60.2%
Unemployment rate	7.2%	8.0%	25.3%
Employment rate	62.6%	62.3%	45.0%
Part-time rate	18.7%	18.5%	33.3%

* (s.a.) = Seasonally Adjusted

Labour Force Reference Week:

When collecting the data for the Six Nations/Haudenosaunee Labour Force Survey, the team ensured there was a reference period of the week of January 11th to 17th, for which all labour force activity was captured. This is the same reference period for the Labour Force Survey that is used both nationally and locally.

As a result of this, the data collected from the Six Nations Haudenosaunee Labour Force Survey (SNHLFS) can be more accurately compared to the labour force at a national, regional and local level.

Grand River Employment and Training, 16 Sunrise Court, Ohsweken, ON. N0A1M0 519.445.2222 (1.888.218.8230)
<http://www.greatsn.com>



GREAT's Programs and Services are Funded in part by: Government of Canada

'The opinions and interpretations in this publication are those of the author and do not necessarily reflect those of the Government of Canada'

